

# BLOCKS 5.0




IRIS U.S. Corporate Office  
1360 South Vernon St.  
Anaheim, CA 92805

Customer Service  
(800) 323-9906

IRISUS.COM



USIRISB518



MADE IN THE U.S.A.





**iris**<sup>®</sup>  
U.S.

created by nature

**PERFECTED BY US**

# BLOCKS 5.0

## AN ARTISTIC APPROACH

to the **blocks 5.0** collection in a rustic and contemporary style, creates the porcelain tile that has textures and colors of the painted wood

## BLOCKS 5.0

offers five colors in honed and some colors in lappato finish, appealing decorative mosaics and trim pieces in honed only, to create modern and contemporary interiors with a touch of rustic and grunge styles.



**LOOKS LIKE WOOD**

**HARDER THAN  
CONCRETE**

# DARK

block



Discontinued  
48" x 24"



Discontinued  
6" x 36"



12" x 24"



Discontinued  
18" x 36"

INDUSTRIAL

WOOD

DARK INDUSTRIAL WOOD



DARK

DARK

DARK

GRUNGE

INDUSTRIAL

INDUSTRIAL WOOD

GRUNGE

WOOD

WOOD



wall | block dark | 6" x 36"  
floor | block dark | 18" x 36"

wall | block dark | block white | 12" x 24"



wall | block dark | 6" x 36"  
floor | block dark | 18" x 36"





floor | block dark | 18" x 36"

# RUST

block



Discontinued  
48" x 24"



Discontinued  
6" x 36"



Discontinued  
12" x 24"



Discontinued  
18" x 36"



# URBAN RUSTIC

bring a piece of nature to your home



floor | block rust | 6" x 36" & 18" x 36"



floor | block rust | 6" x 36" & 18" x 36"






floor | block rust | 6" x 36" & 18" x 36"

# WOOD

block



Discontinued  
48" x 24"



Discontinued  
6" x 36"



Discontinued  
12" x 24"



Discontinued  
18" x 36"

# FEEL LIKE AT HOME

wherever your road may take you





floor | block wood | block grey | block rust | 6" x 36" & 12" x 24"



floor | block wood | block grey | block rust | 6" x 36" & 12" x 24"



wall | block wood | block white | 12" x 24"



floor | block wood | block white | block rust | 6" x 36"



Discontinued  
48" x 24"



Discontinued  
6" x 36"



12" x 24"



Discontinued  
18" x 36"

# WOODEN PARADISE

*when nature meets technology to make your home a perfect place...*

*block grey*

*colors and textures of the wood  
comes with the strength and beauty of the stone*



floor | block grey | block wood | 6" x 36"



floor | block grey | block wood | 6" x 36"




floor | block grey | 6" x 36" & 12" x 24"



floor | block grey | block wood | 6" x 36" & 18" x 36"

# WHITE

block



Discontinued  
48" x 24"



Discontinued  
6" x 36"



12" x 24"



Discontinued  
18" x 36"

pure color  
rich texture

*block*  
**WHITE**



floor | block white | 12" x 24"

wall | block white | block wood | block dark | 12" x 24"



wall | block white | block dark | 12" x 24"  
floor | block white | 12" x 24"



floor | block wood | block white | block rust | 6" x 36"



# TECHNICAL INFORMATION

## COLORS & SIZES

	12" x 24"	
	Honed	* Lappato
<b>BLOCK DARK</b>	IRG1224150	—
<b>BLOCK RUST</b>	—	—
<b>BLOCK GREY</b>	IRG1224151	IRSP1224151
<b>BLOCK WHITE</b>	IRG1224153	IRSP1224153
<b>BLOCK WOOD</b>	—	—

\* Available to produce in lappato for orders of 4,000 sf or more



**DARK**

Discontinued  
**RUST**

**GREY**

Discontinued  
**WOOD**

**WHITE**

### MOSAICS & TRIMS in Honed finish only



2"x2" Mosaic	Bullnose	Cove Base	
on 12" x 12" sheet	4" x 36"	6" x 12"	
IRG12MO150	IRG436BT150	IRG612C150	<b>BLOCK DARK</b>
IRG12MO151	IRG436BT151	IRG612C151	<b>BLOCK GREY</b>
IRG12MO153	IRG436BT153	IRG612C153	<b>BLOCK WHITE</b>

# TECHNICAL INFORMATION

PHYSICAL-CHEMICAL PROPERTIES	TEST	INDUSTRY STANDARDS	IRIS US RESULTS
<b>SIZES</b>	<b>Calibrated</b> (non rectified)		
	ASTM C499 ASTM C499 ASTM C485 ASTM C485 ASTM C502	<ul style="list-style-type: none"> <li>• Range of Thickness (inch)</li> <li>• Average Facial Dimension</li> <li>• Warpage</li> <li>• Warpage</li> <li>• Warpage</li> </ul>	<ul style="list-style-type: none"> <li>± 0.040 Inc. Max.</li> <li>± 0.50%</li> <li>± 0.75% on any edge</li> <li>± 0.50% on diagonal</li> <li>± 0.50%</li> </ul>
	<b>Rectified</b>		
	ASTM C499 ASTM C499 ASTM C485 ASTM C485 ASTM C502	<ul style="list-style-type: none"> <li>• Range of thickness (Inch)</li> <li>• Average facial dimension</li> <li>• Warpage average edge</li> <li>• Warpage average diagonal</li> <li>• Wedging</li> </ul>	<ul style="list-style-type: none"> <li>± 0.040 Inc. Max.</li> <li>± 0.25%</li> <li>± 0.40%</li> <li>± 0.40%</li> <li>± 0.25%</li> </ul>
<b>WATER ABSORPTION</b>	ASTM C373	Impervious ≤ 0.5%	≤ 0.1%
<b>BOND STRENGTH</b>	ASTM C482	≥ 50 psi	≥ 200 psi
<b>VISIBLE ABRASION RESISTANCE</b>	ASTM C1027	No requirement • Range 0 - 5	Class 4
<b>HARDNESS (MOHS)</b>	Scratch Test (No regulated)	Range 0 -10	≥ 7
<b>FROST RESISTANCE</b>	ASTM C1026	No sample must show alterations to surface	No evidence of damage
<b>CHEMICAL RESISTANCE</b>	ASTM C650	No requirement • Range E - A	Class A
<b>STAIN RESISTANCE</b>	C1378	No requirement • Range E - A	Class A*
<b>BREAKING STRENGTH</b>	ASTM C648	250 lbf or grater	≥ 400 lbf
<b>AESTHETIC CLASSICATION</b>	Visual Evaluation Shade & Texture	No requirement • Range V0 - V4	V2
<b>COEFFICIENT OF FRICTION (DCOF)</b>	BOT 3000	≥ 0.42*	≥ 0.55*

Data was taken from a representative colored body collection. Individual product testing can be conducted by request.

\*All values are given for Matte or Honed material, etc. No values are given for Polished material. Iris US does not recommend polished surfaces in areas subject to exposure from grease, oil or water. (All values are based on ASTM C1028 and Acutest DCOF).

## PACKAGING

PRODUCT	SIZE	BOX/PIECES	BOX/SF	PALLET/BOXES	PALLET/SF	THICKNESS	WEIGHT LB/SF	LB/PIECE
Floor & Wall Tile	12" x 24"	8	15.751	32	504.03	8 mm	3.55	
2" x 2" Mosaic	12" x 12"	5	4.896	—	—	8 mm	3.55	
Bullnose	4" x 36"	16	15.779	—	—	8 mm	2.75	
Cove Base	6" x 12"	8	3.876	—	—	7.5 mm	1.70	



USIRISB518

Due to the paper finish and the printing settings (or your screen settings if viewed digitally), it is normal to see a slight difference in the colors and textures of the product images and room-scene images in the catalogue, with the actual colors and textures of the product.